

CREDIBLE is an Erasmus+ project in which **educative inclusion** of children with **rare diseases** is its main goal



Credible User Manual

Beta

Hi!, welcome to Credible! Please, before beginning, take into account that the webpage and software you are using are still in beta, some features are lacking, some bugs might appear, this is completely normal and expected. If you find a bug or you want to suggest new features, please write credible@softspring.es


URL

The url for the beta is <https://credible.softspring.cloud>

As this server is for beta purposes, it might be a little bit slow when in high load.

Homepage

The current homepage is:

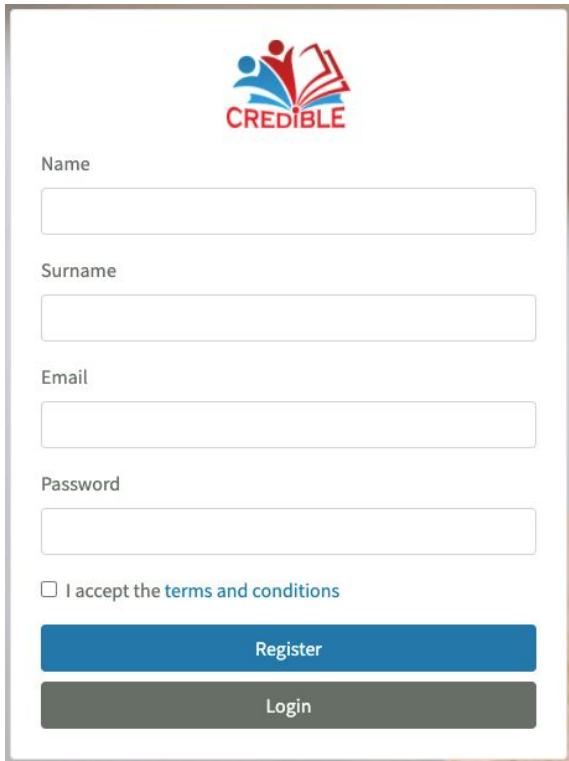




Registration

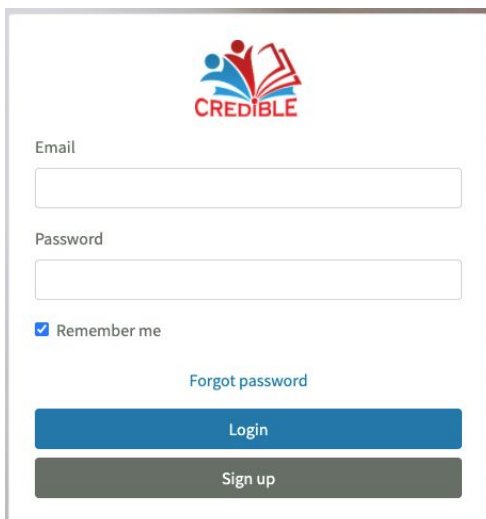
As mentioned both in the homepage central banner and in the top menu, you have to register to start using the platform.

Clicking in Sign Up you will see the following screen:




The registration form includes the CREDIBLE logo at the top. Below it are four input fields: Name, Surname, Email, and Password. A checkbox labeled "I accept the terms and conditions" is positioned below the password field. At the bottom, there are two buttons: a blue "Register" button and a dark grey "Login" button.

If you select login instead of Register, and for future references, you will see this page instead:



The login form features the CREDIBLE logo at the top. It contains two input fields: Email and Password. A checked checkbox labeled "Remember me" is located below the password field. A link labeled "Forgot password" is positioned below the "Remember me" checkbox. At the bottom, there are two buttons: a blue "Login" button and a dark grey "Sign up" button.



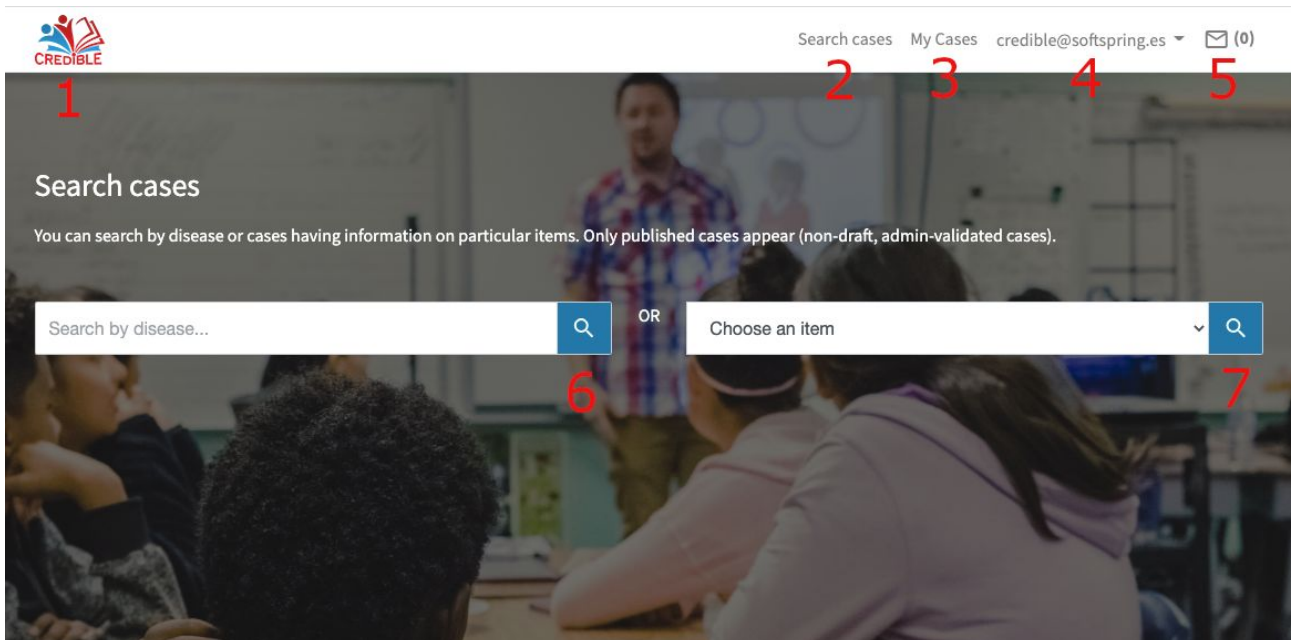
From the login screen you can also select Forgot Password if you forgot your password and, after inserting your email, you will receive a link to reset your password.

Email

Reset

Features

Once logged in, the following screen will appear

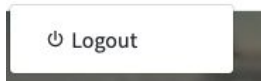


From this screen, we explain each section from it's number:

1. The Credible logo will take you always to this initial app screen. If you are not logged in, the Credible logo will always take you to the Credible Homepage.
2. Search cases will also take you to this initial app screen, from where you can search existing published cases.
3. My Cases will take you to a screen where you can upload your cases, edit them or send them for approval.

- If you click on your email a menu will appear from which you can log-out of the application.

credible@softspring.es ▾



- The envelope and the number besides take you to the messaging platform, and the number shows how many new messages you have received.
- From here you can search by disease or alias name for a disease.
- Each case description is divided into different items, currently: Nutrition, Mobility, Integration/Nondiscrimination, Bullying, Adapted teaching/evaluation methods, Accessibility, Using medication/medical equipment during school-time, Protocols for emergency situation, Behavior. These items are all optional during fulfillment of a case, in this filter, you can select if you want to search only cases that have information on a particular item/topic.

Uploading a case



Search cases My Cases credible@softspring.es ▾  (0)

My Cases

New case +

1 Created by me Saved 2

3

New case of butterfly skin

Here we add the general description for the case

Epidermólisis bullosa

Primary (3-5)

Spain

Nutrition | Mobility | Integration/Nondiscrimination | **Bullying** | Adapted teaching/evaluation methods | Accessibility | Using medication/medical equipment during school-time | Protocols for emergency situation | Behavior

4

 Draft

5 Edit case 

6

In the "My cases" screen you will see a similar page to this.

- Created by me lists all the cases created and uploaded by you. You can see the description, disease, age-range, country and list of practices (items) with data.
- Saved lists all other cases in the platform you have "saved" to have fast access from here.
- New case button takes you to the form to upload a new case.
- The list of items will show in bold which items from this case have information.
- Edit case lets you edit the case.
- This shows the status of the case, in this case, draft. While in Draft, cases don't appear in searches and are not visible to anyone but you. To change this, you can edit the case and submit for approval.



When you click in "new case" you enter a 2-step process.
First, you will see a screen like this one:

New Cases

Short description

Disease

Country

Age range

Gender Female Male

Language

Description

please, remember NOT to put any PRIVATE (names or similar information) data inside the case.

1. You can only choose from a list of diseases. If you want to add a case for a disease that is not on the list, please contact credible@softspring.es
2. When selecting Language, select the language in which you are going to upload the information. Automatic translation is not currently possible, but it's a planned feature for the final platform.
3. As you can see, at the bottom, you have two options, "Send case to validate" or "Save draft". If you save the case as a draft, you can continue to edit until you think everything is clear and then, submit it to validate, or, if you think everything is already clear, then directly send it to validate. The first time you create a case the normal process will be to first store it as a draft, as the items (practices) information is stored in the second step of the process.

If you save as draft or you edit a case you will see a screen similar to this one:



Case

 **Draft:** This case is in draft status. Send it for review to be published

 Update case's data

New case of butterfly skin

Disease

Epidermólisis bullosa

Country

Spain

Age range

Primary

Gender

Male

Here we add the general description for the case

Practices

Nutrition

You have not added anything to this practice yet.

 Add practice

Mobility

You can see again the status of the Case, a button to update case's data (will take to a similar screen as the previous one, where you created the basic info), and a list of all the practices like this:

Practices

Nutrition

You have not added anything to this practice yet.

 Add practice

Mobility


You have not added anything to this practice yet.

 Add practice

Integration/Nondiscrimination

You have not added anything to this practice yet.

 Add practice



If you click in "Add practice" for any item, you can upload information about what you have tried, what has worked and what not, different practices for this particular case.

Once you have finished with the case, you can submit for approval and the case will appear like this:

Case

 **Not published:** Pending to validate.

and in the list it will appear like this:

My Cases

Created by me

Saved

New case of butterfly skin

Here we add the general description for the

Epidermólisis bullosa

Nutrition | Mobility | Integration/Nondiscrimination | Protocols for emergency situation | Be

 **Pending review**

Case in pending review status still DON'T APPEAR in searches, so if you try to search for the case it won't show up.

A published case will appear as this:

My Cases

Created by me

Saved

New case of butterfly skin

Here we add the general description for

Epidermólisis bullosa

Nutrition | Mobility | Integration/Nond
time | Protocols for emergency situation

 Published

Messaging

Cases

Age range

Select age range

Country

Select country

Filter

Search again

New case of butterfly skin



Here we add the general description for the case

Epidermólisis bullosa

3-5 years

Spain

Nutrition | Mobility | Integration/Nondiscrimination | Bullying | Adapted teaching/evaluation methods | Accessibility | Using medication/medical equipment during school-time | Protocols for emergency situation | Behavior

Contact

Show case

When you are searching for a case that's not yours, at the bottom you will see two buttons, one to show more details (practices) from the case, another to contact the person who wrote the case. If you click on Contact you will see something similar to this:



Contact

Here you can write the person who wrote this case. Please, remember not to write any private information

New case of butterfly skin

Epidermólisis bullosa 3-5 years Spain

To: **d9010c38-8019-11eb-89a5-0242ac150003**

Language

Bulgarian

Subject

Message

Cancel × Send

Here you can choose the language in which you want to write, a subject and a message. As stated in other places, please remember not to add private information.

As you can see, the person is codified and you will never see login/email, or other private information from this person.

Once you write, you will see a screen like this:



Messaging

New case of butterfly skin ▼

Teacher: d9010c38-8019-11eb-89a5-0242ac150003 | Disease: Epidermólisis bullosa | Age: 3-5 years

11-03-2021

Hi, I see you tried this and that, wanted to know more.

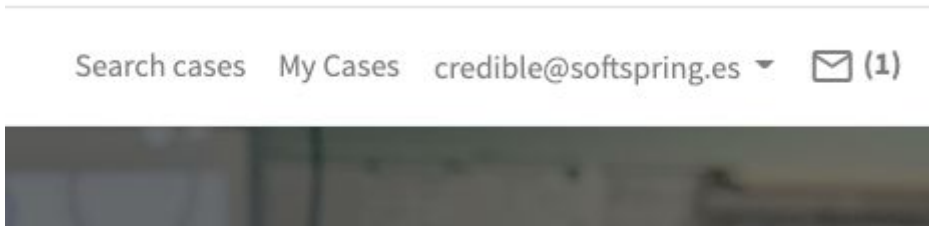
Message

12pt **B** *I* U ~~S~~ *I*_x

[Send](#)

and you can keep sending more messages. The replies will appear similar to a chat app.

If you log in and somebody has written you, you will see a number besides the envelope:



and you can reply:

Messaging

New case of butterfly skin

Teacher: d9010c38-8019-11eb-89a5-0242ac150003 | Disease: Epidermólisis bullosa | Age: 3-5 years

11-03-2021

Hi, I see you tried this and that, wanted to know more.

11-03-2021

My reply

Message

		12pt	▼	B	<i>I</i>	<u>U</u>	S		▼							
---	---	------	---	----------	----------	----------	--------------	---	---	---	---	---	---	---	---	---